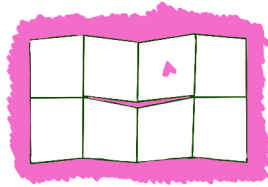
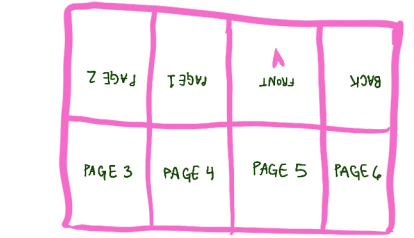
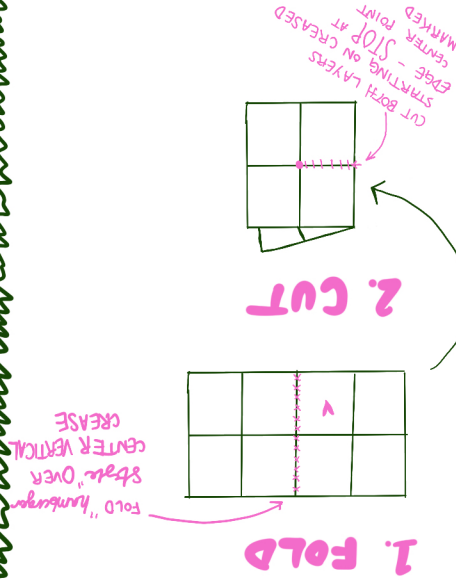


next comes the confusing part - sometimes it just takes a bit of trial & error to figure out!



your zine should look like this:



YOUR PAPER SHOULD BE DIVIDED INTO 8 EQUAL SECTIONS!

UNFOLD!

USE THIS GUIDE TO CONSTRUCT YOUR OWN PRINTABLE THINGS I'VE SEEN ZINE, OR, MAKE YOUR OWN!

questions? thoughts? made your own zine?
email me! → saskiajbakker@gmail.com

HOW TO Fold A Zine

trim

BLANK EDGES IF NEEDED (THIS IS REQUIRED FOR "THINGS I'VE SEEN" ZINES)

marked here w/ pink dotted line!

FOLD

ON ZIG ZAG GREEN LINES (~~~~) THEN

CREASE